



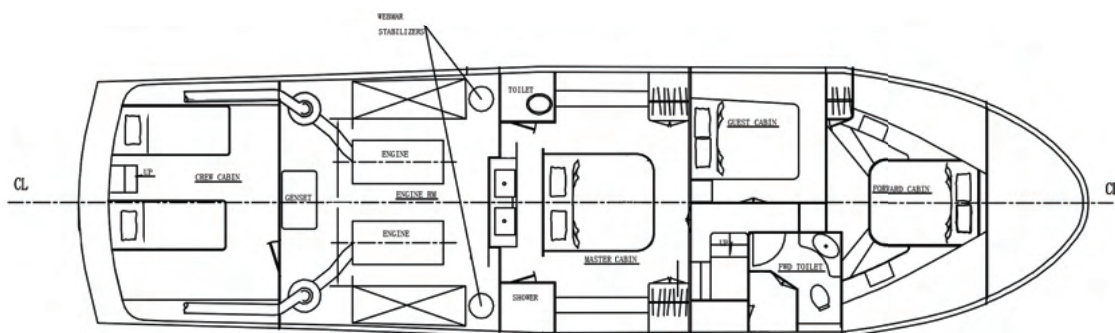
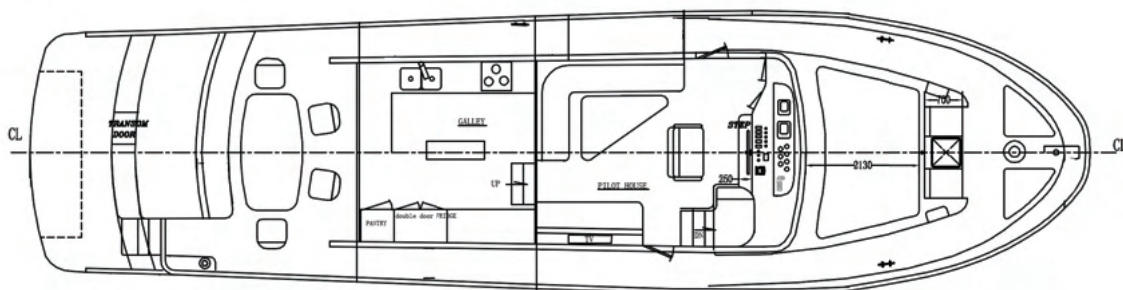
# CORDOVA 55 MOTOR YACHT



[clippermotoryachts.com](http://clippermotoryachts.com)

# CORDOVA 55 MOTOR YACHT

## FLOOR PLANS



## SPECIFICATIONS

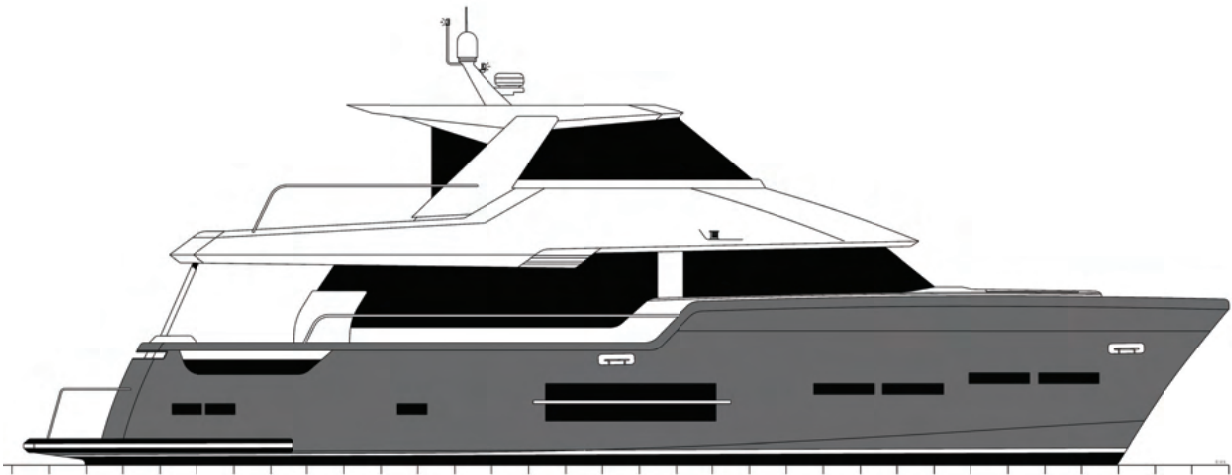
Length overall (inc. swim platform & bow roller)	16.85m	55ft 3in
Beam OA	5.0m	16ft 4in
Maximum Draft	1.5m	4ft 9in
Displacement	23 tonnes (approx)	
Fuel Capacity	2,280 litres	
Water Capacity	1,135 litres	
Holding Tank Capacity	140 litres	
Standard Engines	Twin 480 hp Cummins or Volvo D8 500hp	
Generator - Onan	13.5Kw	
Bow Thruster	220kgf Vetus or Side Power	



# CORDOVA 55 MOTOR YACHT



Side profile



Optional enclosed flybridge model



# CORDOVA 55 MOTOR YACHT

## OVERVIEW

Our new Facheris Design 55 MY exudes the presence and features of a 60ft plus passage maker yet is available in a very beamy and spacious package capable of being run by a couple. Featuring our keeled hull, semi-displacement diesel shaft drive propulsion the new 55MY has excellent walk around side decks and only one step between the cockpit and the lower helm.

Choose from a three cabin and kids rear cabin/bathroom layout or a rear cabana entertaining room that opens up to the standard hydraulic swim platform and you have the potential to sleep 10 in comfort. A serious blue water passage maker she has the range of up to 1000 nautical miles and comes with stabilisation as standard.

Volvo or Cummins power can be chosen to power the new 55 and she can handle sprint speeds of up to 21 knots and a planing cruise speed of 17 knots comfortably. We have designed the next generation of long range motor cruisers in a superb new styling direction that will create waves at any marina or anchorage.

## STANDARD SPECIFICATIONS

### CONSTRUCTION

- Hand laid molded fibreglass hull, decks and superstructure
- Gelcoat exterior – white
- Hull – Solid FRP keel, chines and bottom
- Watertight collision bulkhead forward
- Custom high gloss painted hull colour

### GENERAL SPECIFICATIONS

- All stainless steel exterior fastenings – 316 marine grade
- Primer system for underwater
- Antifouling – black x 2 coats
- Limewash or walnut interior
- Cabin headlining panels finished in quality vinyl
- Deck hatch on main deck for master cabin (insect screened)

### MECHANICAL

- Main Engines – Twin 480hp Cummins or Volvo D8 500hp
- Single lever electronic engine and gear controls
- Generator – Onan 13.5kw with remote start/stop panel
- Bow thruster – 220kgf
- Electric trim tab controls with gauge
- Superior engine room sound proofing material – foam and lead with aluminium cladding

- Engine exhausts to exit transom
- Groco internal sea water strainers for engines, generator and air conditioning
- Engine room air vents and blower fan – 12v DC
- Engine room blower fan outlet
- Fresh water outlet with hose in engine room
- All through hull fittings on or below the water line fitted with stainless steel or bronze ball valves.
- Bilge pumps – automatic with manual override x 4 with high water alarms and manual bilge pump x 1
- Fibreglass water/gas separator for generator
- SS fuel tanks with baffles and cleaning manholes
- SS water tanks with baffles (FDA approved gelcoat)
- Sight gauges on fuel tanks
- Sight gauge on water tanks with single engine option
- Fuel tank gauge at lower helm
- Air vents fitted to fuel and water tanks
- Hot water tank – AC 240v and heat exchange from main engine
- Fresh water system – pressure pump activated
- Twin Racor fuel filters with gauges for main engines
- Single Racor fuel filter for generator
- Stainless steel fuel and fuel return manifolds
- Holding tank –with macerator pump for overboard discharge



# CORDOVA 55 MOTOR YACHT

- Hynautic hydraulic steering
- Propellers - four blade (S Class)
- Rudders - stainless steel stocks and stainless steel blades fitted with anodes
- High quality stainless steel propeller shafts
- Dripless stern gland propeller shaft seal
- Heavy duty stainless steel/bronze underwater brackets with cutlass bearings
- Electric toilet - with macerator pump for discharge overboard or to holding tank via "Y" valve

Tank capacities are total volume, usable capacity will vary due to boat trim and sea state. Do not rely on more than 90% of tank volume being usable

## MAIN DECK

- FRP bow pulpit with stainless steel roller
- Anchor - 55lb stainless steel anchor with 100m of 10mm galvanized anchor chain
- Anchor locker with access from hatches on deck
- Anchor winch - with overload protection circuit breaker, lift foot switch on foredeck and auto anchor chain counter to helm
- Four stainless steel port holes in cabin trunk with insect screens
- FRP coating
- Stainless steel bow rail
- Non-skid fibreglass fore deck
- Four opening (sliding) aluminium windows in saloon and galley with insect screens
- Teak on cockpit aft deck and side decks forward to steps
- One boarding door in transom and one boarding door in starboard side bulwark
- Stainless steel fuel, fresh water and waste caps recessed into superstructure
- Cleats - stainless steel x 6
- Oversized hydraulic swimming platform with teak decking
- Sea water wash down on bow and cockpit
- Stainless steel swim ladder

## NAVIGATION EQUIPMENT

- Garmin - 12" widescreen chart plotter/fish finder to helm station
- Garmin auto pilot control
- VHF Marine radio
- Auto anchor chain counters

## ELECTRICAL

- LED lighting throughout
- Batteries - 2 x 200amp 12v for house, 1 x 200amp 12v for engine start, 1 x 95amp 12v for generator start, 1 x 200amp 12v for bow thruster
- Battery charger - automatic 50amp/12v DC
- Battery disconnect switches
- Battery paralleling system for emergency engine starting
- Anchor winch - 12v DC with circuit breaker at lower helm
- Full copper bonding system attached to all metallic hull fittings under the water line with zinc anodes
- Engine monitoring including instrumentation, alarms and hour meters
- AC circuit breaker panel near helm
- DC circuit breaker panel near helm
- AC power outlets (doubles) to staterooms, head, galley, engine room and lazarette with (RCD) protection
- Saloon and cabin lighting - 12v DC
- Lazarette lighting - 12v DC
- Engine room lighting - 12v DC
- Engine room blower fan - 12v DC
- Exhaust fan in head - 12v DC
- Search light - 12v DC
- Generator - Onan 13.5kw with remote stop/start electronic panel
- Navigation lights (international standard)
- BEP main switch panel
- AC 240v 15amp shore power inlet in cockpit
- Shore power lead - 15amp
- Air conditioning between cabins
- Auto anchor chain counter

## COCKPIT

- Self draining cockpit to both port and starboard sides
- Hand held hot/cold fresh water shower
- Hatch - access to lazarette with gas struts and stainless steel latch
- Shore power inlet (AC)
- Lighting - 12v DC overhead
- Transom boarding door
- Wash down tap - seawater
- Transom seat and table



# CORDOVA 55 MOTOR YACHT

## Flybridge

- Non-skid on flybridge – small diamond pattern
- Standard full engine instrumentation and alarms
- Garmin – 12" widescreen chart plotter/fish finder to helm station
- Garmin auto pilot control
- Auto anchor chain counter
- Bow thruster control
- Storage in flybridge brow
- Hydraulic steering
- Trim tab controls with gauge
- Electronic engine controls – single lever
- Handmade teak and stainless steel steering wheel
- Compass
- Stainless steel windshield frame with tinted Lexan
- Solid FRP hardtop with lights
- Seating as per layout drawing
- FRP entertainment cabinet with BBQ, sink and bar fridge
- FRP table with stainless steel post
- Removable cushions in white vinyl
- One helm chair
- FRP hatch from aft deck to flybridge

## SALOON/GALLEY

- Companionway steps with engine room access under
- Engine room access hatch in saloon floor with ladder
- Microwave/convection oven in galley
- Isotherm fridge/freezer – full height
- Galley benchtop in stone with double stainless steel sink and good quality faucet
- Four element ceramic cooktop (AC) in galley bench top
- Galley storage – overhead cabinets with fittings for cups/plates/crockery and various drawers
- Saloon lounge – U shaped settee with ultra leather trim and teak hi-lo table
- 2 seater sofa
- Cabinet with 32" LED TV on electric lift
- AC outlets
- Insect screens on all opening windows
- Galley exhaust fan – 12v DC
- Amtico sole
- Lighting – overhead down lights 12v DC
- Access sliding doors x 2 – aluminium side door and stainless steel back door
- Stainless hopper window open to Cockpit

## MASTER STATEROOM – MIDSHIPS

- Amtico sole
- Island bed with 4 drawers fitted under
- Mattress – 6" thick innerspring
- Insect screens on all opening portholes
- Large portholes in hull sides
- Wardrobe – cedar lined with auto lighting (DC)
- Deck hatch – with screen
- AC outlets
- Reading lights – 2 x lights (one either side of bed)
- Main lighting – 12v DC overhead down lights
- Storage under berth

## FORWARD GUEST CABIN

- Two single berths which can combine to a double
- 6" Foam mattress
- Air conditioning outlets
- Cedar lined hanging locker with auto light
- Insect screens on portholes
- Amtico sole
- 12v DC down lights
- 12v DC reading lights x 2
- 240v AC outlets
- Quality door lock
- Hatch to fore deck with screen

## PORT GUEST CABIN

- Amtico sole
- Hanging locker – cedar lined with automatic light (DC)
- AC outlets
- Porthole insect screens
- Two single beds (can convert to double)
- Reading lights – for each bed (12v DC)
- Main lighting – overhead down lights (12v DC)

## HEAD – ENSUITE

- All white FRP with acrylic mirrored ceiling
- Two way bathroom with lockable doors (can be ensuite for Master Stateroom or bathroom to Port Cabin)
- Shower stall with hot/cold water to shower sump
- FRP floor with teak grating in shower
- Glass shower door
- Lighting – overhead down lights (12v DC)
- Insect screen on porthole
- Stone counter top with sink and faucet
- Mirror with light



# CORDOVA 55 MOTOR YACHT

- Toilet roll holder, towel holder/s and accessories
- Electric toilet with macerator pump - fresh and salt
- Three way "Y" valve for toilet discharge overboard or to holding tank
- Exhaust fan - 12v DC

## HELM STATION

- Complete engine instrumentation with alarms
- Engine hour meters
- Electric horn with single trumpet
- Three electric windshield wipers and washers (12v DC)
- Electronic engine/gear controls
- Electric trim tab controls with gauge
- Auto anchor up/down winch control and chain counter
- Compass - 4.75" with light
- Hydraulic steering
- Fuel and water gauges
- Custom steering wheel
- Electric bilge pump switches and high water alarms
- Helm seat with footrest

## GENERAL - ACCOMMODATION and INTERIOR

- Hand rubbed paneling and carpentry in all spaces
- Amtico interior flooring soles throughout except engine room and shower/head
- Soft vinyl removable panel headliners (cream colour)
- Interior finish varnish - gloss or semi gloss
- High quality door locks to saloon and cabins

## FIRE FIGHTING EQUIPMENT

- Automatic/manual engine room fire fighting system by Sea Fire or Fireboy
- Three portable hand held extinguishers
- Fire blanket in Galley

## MISCELLANEOUS

- Zinc anodes on rudders, propeller shafts, transom and trim tabs
- Spliced mooring lines x 4
- Fenders with spliced lines x 3
- Safety equipment including EPIRB, life jackets, flares and V sheet
- Black boot stripe approx. 130mm with 25mm gap to black antifouling
- Antifouling - Jotun or International brand
- Owners manual

Clipper Motor Yachts Australia Pty Ltd reserves the right to alter prices and specifications subject to currency exchange rates. Please check with Clipper Motor Yachts Australia Pty Ltd to confirm current validity. Clipper Motor Yachts Australia Pty Ltd will not be liable "in contract or otherwise" for any loss resulting from the inaccuracy of any information contained in this document. Safety equipment - each state or Territory has different safety equipment standards it is important to ensure the requirements in your jurisdiction are met prior to the vessel being used. Appropriate deposits paid to Clipper Motor Yachts Australia Pty Ltd at time of order will establish firm pricing. [3670 6/2018]

\*\* All prices quoted etc are ex Clipper Motor Yachts Australia office at Gold Coast City Marina, Queensland, Australia

\*\*\*\* Denotes tank capacity. For useable capacity do not rely on more than 90% of tank capacity. Actual useable capacity will vary according to boat trim and sea state.

**Clipper Motor Yachts Australia**  
**The Boat Shed**  
**The Boat Works North, 199 Beattie Road**  
**Coomera Qld 4209**  
**PH: 0419 788 000**  
**Email: [brett@clippermotoryachts.com](mailto:brett@clippermotoryachts.com)**

